



**VOLTAMP TRANSFORMERS LIMITED**

CIN : L31100GJ1967PLC001437

Registered Office : Makarpura, Vadodara - 390014, Gujarat, India


Email : voltamp@voltamptransformers.com Website: www.voltamptransformers.com

Phone : +91 265 2642011/12, 3041403/480 Fax : 2646774, 3041499

**STATEMENT OF AUDITED FINANCIAL RESULTS FOR THE QUARTER AND YEAR ENDED 31st MARCH, 2021**

(₹ In Lakhs)

Sr. No	Particulars	[Audited] Quarter ended 31st March, 2021	[Unaudited] Quarter ended 31st December, 2020	[Audited] Quarter ended 31st March, 2020	[Audited] Year ended 31st March, 2021	[Audited] Year ended 31st March, 2020
<b>1</b>	<b>Revenue</b>					
	(a) Revenue From Operations	28,397.69	17,574.98	22,503.20	69,230.99	85,857.70
	(b) Other Income	1,068.78	2,493.87	(1,637.92)	7,229.06	860.73
	<b>Total income</b>	<b>29,466.47</b>	<b>20,068.85</b>	<b>20,865.28</b>	<b>76,460.05</b>	<b>86,718.43</b>
<b>2</b>	<b>Expenses</b>					
	(a) Cost of materials consumed	19,981.70	15,108.28	16,286.01	51,747.63	66,083.31
	(b) Changes in Inventories of Finished goods, Stock-in-Trade and work-in-progress	2,216.23	(1,478.70)	129.61	1,150.69	(1,513.48)
	(c) Employee benefits expense	917.10	838.41	606.25	3,323.18	3,329.46
	(d) Finance costs	0.00	0.00	(0.00)	0.01	0.46
	(e) Depreciation and amortization expense	221.55	226.99	258.71	885.16	899.24
	(f) Other expenses	1,984.84	1,314.51	1,719.82	5,307.28	6,583.84
	<b>Total expenses (2a to 2f)</b>	<b>25,321.42</b>	<b>16,009.49</b>	<b>19,000.40</b>	<b>62,413.95</b>	<b>75,382.83</b>
<b>3</b>	<b>Profit / (Loss) before exceptional items and tax</b>	<b>4,145.05</b>	<b>4,059.36</b>	<b>1,864.88</b>	<b>14,046.10</b>	<b>11,335.60</b>
<b>4</b>	<b>Profit before tax</b>	<b>4,145.05</b>	<b>4,059.36</b>	<b>1,864.88</b>	<b>14,046.10</b>	<b>11,335.60</b>
<b>5</b>	<b>Tax expense</b>					
	(i) Current tax	963.09	573.51	917.68	2,481.74	2,990.48
	(ii) Deferred tax	(14.55)	279.80	(233.86)	252.39	(619.57)
	(iii) Income Tax of earlier years	90.29	-	26.98	90.29	26.98
	<b>Total Tax Expenses</b>	<b>1,038.83</b>	<b>853.31</b>	<b>710.80</b>	<b>2,824.42</b>	<b>2,397.89</b>
<b>6</b>	<b>Net Profit/ (Loss) for the period (4-5)</b>	<b>3,106.22</b>	<b>3,206.05</b>	<b>1,154.08</b>	<b>11,221.68</b>	<b>8,937.71</b>
<b>7</b>	<b>Other Comprehensive income / (Expenses)</b>					
	(a) <b>Items that will not be reclassified to profit or loss</b>					
	(i) Remeasurement of Defined benefit plans	(99.41)	(13.70)	(56.24)	(140.52)	(54.82)
	(ii) Equity Instruments through other comprehensive income	1.48	2.34	(5.32)	5.01	(3.96)
	(b) <b>Income tax relating to items that will not be reclassified to profit or loss</b>					
	(i) Remeasurement of Defined benefit plans	25.02	3.45	14.16	35.37	13.80
	(ii) Equity Instruments through other comprehensive income	0.18	(0.18)	1.96	0.00	1.12
	<b>Total other comprehensive Income / (Expenses)</b>	<b>(72.73)</b>	<b>(8.09)</b>	<b>(45.44)</b>	<b>(100.14)</b>	<b>(43.86)</b>
<b>8</b>	<b>Total Comprehensive Income for the period (6+7)</b>	<b>3,033.49</b>	<b>3,197.96</b>	<b>1,108.64</b>	<b>11,121.54</b>	<b>8,893.85</b>
<b>9</b>	Paid-up Equity share capital of Rs. 10 each	1,011.71	1,011.71	1,011.71	1,011.71	1,011.71
<b>10</b>	<b>Earnings per share (of Rs. 10/- each) (not annualised):</b>					
	(a) Basic	30.70	31.68	11.40	110.92	88.34
	(b) Diluted	30.70	31.68	11.40	110.92	88.34
	See accompanying note to the Financial Results					




**Notes :**

- (1) The above audited results for quarter and year ended 31st March, 2021 have been reviewed by Audit Committee and approved by the Board of Directors at their meeting held on 25th June, 2021.
- (2) The activities of the Company relate to only one segment i.e. Electrical Transformers
- (3) The figures for the quarter ended 31st March, 2021 and the corresponding quarter of the previous year are balancing figures between the audited figures in respect of the full financial year and the published unaudited year to date figures up to the third quarter for the relevant financial year.
- (4) The Board of Directors of the Company, at its meeting held on 11th May, 2020 have considered and approved a Scheme of Amalgamation (the "Scheme") between the Company and Kunjal Investment Private Limited ("KIPL"). The scheme contemplates the amalgamation of KIPL with the Company. The appointed date for the scheme is 1st June, 2020 or such other date as may be fixed or approved by the National Company Law Tribunal (NCLT) as and when applicable. The scheme was approved with requisite majority by Equity shareholders, Secured Creditor and Unsecured Creditors of the Company at their respective meetings held on April 27, 2021 through video conferencing / other audio visual means, in compliance with the applicable provisions of the Companies Act, 2013 and the Listing Regulations.  
The company petition for sanctioning the scheme is admitted with the Hon'ble National Company Law Tribunal, Ahmedabad Bench and is subject to requisite statutory and regulatory approval. Pending such approvals, no accounting effect of the above mentioned scheme has been given in the Financial Statements for the year ended 31st March, 2021.
- (5) The Board of Directors in their meeting held on 25th June, 2021 recommended dividend of Rs.25 per equity share of face value of Rs. 10 each for the financial year ended 31st March, 2021 subject to approval of shareholders at the ensuing Annual General Meeting.
- (6) As per the Ind AS 109 - 'Financial Instruments', the investment of the Company are valued at market prices and the difference between the cost and market value of the investments are accounted as part of Other Income. The break up of the reported figures are arrived as per working given hereunder.


Particulars	Quarter ended 31st March, 2021	Quarter ended 31st December, 2020	Quarter ended 31st March, 2020	Year ended 31st March, 2021	Year ended 31st March, 2020
Other Income (A)	1,068.78	2,493.87	(1,637.92)	7,229.06	860.73
Adjustment for fair value of Investments (Marked to Market price) (B)	(218.32)	1,362.93	(1,993.15)	3,228.05	(984.13)
<b>Other Income after adjustment (A-B)</b>	<b>1,287.10</b>	<b>1,130.94</b>	<b>355.23</b>	<b>4,001.01</b>	<b>1,844.86</b>

- (7) The COVID-19 pandemic is a global humanitarian and health crisis, which continues to impact Company's all stakeholders: employees, customers, vendors, investors and communities in which Company operate in. The Company's operations and revenue during the period were impacted due to COVID-19. The Company has evaluated the impact of Covid-19 on its financial statements based on the internal and external information up to the date of approval of these financial statements. The Company does not foresee any material impact on liquidity and assumption of going concern. The Company will continue to monitor the future market conditions and update its assessment.
- (8) The figures for the corresponding previous periods have been regrouped/ reclassified wherever considered necessary to confirm to the figures represented in the current period.

DATE: 25th June, 2021  
PLACE: Vadodara



For Voltamp Transformers Limited  
*K. Patel*  
Kunjal L. Patel  
Vice Chairman and Managing Director



**VOLTAMP TRANSFORMERS LIMITED**

CIN : L31100GJ1967PLC001437

Registered Office : Makarpura, Vadodara - 390014, Gujarat, India

Email : voltamp@voltamptransformers.com Website: www.voltamptransformers.com

Phone : +91 265 2642011/12, 3041403/480 Fax : 2646774, 3041499

**STATEMENT OF ASSETS AND LIABILITIES AS AT 31st MARCH 2021**

(₹ In Lakhs)

Sr. No.	Particulars	As at 31st March, 2021 (Audited)	As at 31st March, 2020 (Audited)
	<b>ASSETS</b>		
(1)	<b>Non-current Assets</b>		
	(a) Property, Plant and Equipment	5,226.38	5,671.53
	(b) Capital work-in-progress	828.65	121.78
	(c) Intangible assets	41.70	100.41
	(d) <u>Financial Assets</u>		
	(i) Investments	46,883.60	41,707.81
	(ii) Other financial assets	1,871.31	1,728.20
	(e) Deferred tax assets (net)	37.69	254.72
	(f) Other non-current assets	35.53	242.46
(2)	<b>Current assets</b>		
	(a) Inventories	12,731.46	11,554.98
	(b) <u>Financial Assets</u>		
	(i) Investments	2,342.20	3,684.63
	(ii) Trade receivables	17,072.12	15,028.39
	(iii) Cash and cash equivalents	1,989.16	564.19
	(iv) Bank balances other than (iii) above	37.08	35.72
	(v) Loans	22.45	28.41
	(vi) Other financial assets	534.35	303.33
	(c) Other current assets	1,388.34	661.37
	<b>Total Assets</b>	<b>91,042.02</b>	<b>81,687.93</b>
(1)	<b>EQUITY AND LIABILITIES</b>		
	<b>Equity</b>		
	(a) Equity Share capital	1,011.71	1,011.71
	(b) Other Equity	82,402.48	73,810.23
	<b>Total equity attributable to equity holders of the Company</b>	<b>83,414.19</b>	<b>74,821.94</b>
(2)	<b>LIABILITIES</b>		
	<b>Non-Current liabilities</b>		
	(a) Provisions	1,100.04	803.69
(3)	<b>Current liabilities</b>		
	(a) <u>Financial Liabilities</u>		
	(i) Trade payables		
	- Total outstanding dues of micro enterprises and small enterprises	178.96	184.37
	- Total outstanding dues of creditors other than micro enterprises and small enterprises	501.28	505.89
	(ii) Other financial liabilities	280.43	232.82
	(b) Other current liabilities	4,657.87	4,361.05
	(c) Provisions	739.23	770.80
	(d) Current Tax Liabilities (Net)	170.02	7.37
	<b>Total Liabilities</b>	<b>7,627.83</b>	<b>6,865.99</b>
	<b>Total Equity and Liabilities</b>	<b>91,042.02</b>	<b>81,687.93</b>

Figures for the previous period/year have been rearranged/reclassified wherever necessary, to correspond with current period/year presentation.


DATE: 25th June, 2021  
PLACE: Vadodara



FOR VOLTAMP TRANSFORMERS LIMITED

*K. Patel*

Kunjal L. Patel  
Vice Chairman and Managing Director



**VOLTAMP TRANSFORMERS LIMITED**

CIN : L31100GJ1967PLC001437

Registered Office : Makarpura, Vadodara - 390014, Gujarat, India

Email : voltamp@voltamptransformers.com Website: www.voltamptransformers.com

Phone : +91 265 2642011/12, 3041403/480 Fax : 2646774, 3041499

**STATEMENT OF CASH FLOWS FOR THE YEAR ENDED 31ST MARCH, 2021**

(₹ In Lakhs)

Sr. No.	Particulars	For the year ended 31st March, 2021 (Audited)	For the year ended 31st March, 2020 (Audited)
<b>A</b>	<b>Cash flow from operating activities</b>		
	Profit before income tax	14,046.10	11,335.60
	<b>Adjustments for :</b>		
	Depreciation and amortisation expense	885.16	899.24
	Interest Income	(1,198.86)	(946.44)
	Dividend Income	(105.48)	(351.58)
	Loss /(Profit) on Sales of Investment (Net)	(2,572.76)	(352.16)
	Loss /(Profit) on Sale of Property, Plant & Equipment (Net)	(10.59)	(25.88)
	Finance Cost	0.01	0.46
	Net (Gain)/loss arising on financial asset designated as at Fair value Through Profit and Loss (FVTPL)	(3,228.05)	984.13
	<b>Net Adjustments</b>	<b>(6,230.57)</b>	<b>207.77</b>
	<b>Operating profit before working capital changes</b>	<b>7,815.53</b>	<b>11,543.37</b>
	<b>Movements in working capital:</b>		
	(Increase) / Decrease in Trade Receivables	(2,043.73)	2,629.50
	(Increase) / Decrease in Inventories	(1,176.49)	(786.84)
	(Increase) / Decrease in Other financial assets	(138.51)	(300.59)
	(Increase) / Decrease in Other non financial assets	(726.97)	(100.67)
	Increase / (Decrease) in Trade Payables	(10.02)	585.71
	Increase / (Decrease) in Provision	124.26	286.62
	Increase / (Decrease) in Other Financial Liabilities	343.65	(77.48)
	<b>Cash generated from operations :</b>	<b>4,187.72</b>	<b>13,779.62</b>
	Direct taxes paid (net)	2,308.03	3,000.70
	<b>Net cash from operating activities (A)</b>	<b>1,879.69</b>	<b>10,778.92</b>
<b>B</b>	<b>Cash flows from investing activities</b>		
	Proceeds of sale of Property, plant and equipments	24.46	48.50
	Purchase of Property, plant and equipments(Including Capital work in progress and capital advances)	(996.45)	(1,985.91)
	Interest received	967.84	910.13
	Dividend received	105.48	351.58
	Purchase of investments	1,972.47	(7,897.78)
	<b>Net cash (used) in Investing activities (B)</b>	<b>2,073.80</b>	<b>(8,573.49)</b>
<b>C</b>	<b>Cash flow from financing activities :</b>		
	Dividend paid and Dividend Distribution Tax	(2,528.51)	(2,744.58)
	Finance Cost	(0.01)	(0.46)
	<b>Net cash (used) in financing activities (C)</b>	<b>(2,528.52)</b>	<b>(2,745.04)</b>
	<b>NET INCREASE IN CASH AND CASH EQUIVALENTS [(A) + (B) + (C)]</b>	<b>1,424.97</b>	<b>(539.61)</b>
	<b>CASH AND CASH EQUIVALENTS AT THE BEGINNING OF THE YEAR</b>	<b>564.19</b>	<b>1,103.80</b>
	<b>CASH AND CASH EQUIVALENTS AT THE END OF THE YEAR</b>	<b>1,989.16</b>	<b>564.19</b>

DATE: 25th June, 2021

PLACE: Vadodara



FOR VOLTAMP TRANSFORMERS LIMITED

*K. Patel*

Kunjal L. Patel  
Vice Chairman and Managing Director