

**Introductory sub-table (I)(a)**

Name of the Company: VOLTAMP TRANSFORMERS LIMITED

Scrip Code, Name of the scrip, class of security:


Quarter ended: 31ST MARCH, 2015

<b>Partly paid-up shares:-</b>	<b>No. of partly paid-up shares</b>	<b>As a % of total no. of partly paid-up shares</b>	<b>As a % of total no. of shares of the company</b>
Held by promoter/promoter group	0	0.00	0.00
Held by public	0	0.00	0.00
<b>Total - D</b>	<b>0</b>	<b>0.00</b>	<b>0.00</b>

<b>Outstanding convertible securities:-</b>	<b>No. of outstanding securities</b>	<b>As a % of total no. of outstanding convertible securities</b>	<b>As a % of total no. of shares of the company, assuming full conversion of the convertible securities</b>
Held by promoter/promoter group	0	0.00	0.00
Held by public	0	0.00	0.00
<b>Total - E</b>	<b>0</b>	<b>0.00</b>	<b>0.00</b>


<b>Warrants:-</b>	<b>No. of warrants</b>	<b>As a % of total no. of warrants</b>	<b>As a % of total no. of shares of the company, assuming full conversion of warrants</b>
Held by promoter/promoter group	0	0.00	0.00
Held by public	0	0.00	0.00
<b>Total - F</b>	<b>0</b>	<b>0.00</b>	<b>0.00</b>

<b>Total paid-up capital of the company, assuming full conversion of warrants and convertible securities (Grand Total (A+B+C)+ D+E+F )</b>	<b>10117120</b>	<b>0.00</b>	<b>100.00</b>
--	-----------------	-------------	---------------




**Statement Showing Shareholding Pattern**

Category code	Category of Shareholder	Number of Shareholders	Table (I)(a)		Total shareholding as a percentage of total number of shares		Shares Pledged or otherwise encumbered		
			Total number of shares	Number of shares held in dematerialized form	As a percentage of(A+B) <sup>1</sup>	As a percentage of (A+B+C)	Number of shares	As a percentage (IX)= (VIII)/(IV)*100	
									(IV)
(A)	<b>Shareholding of Promoter and Promoter Group<sup>2</sup></b>								
<b>1</b>	<b>Indian</b>								
(a)	Individuals/ Hindu Undivided Family	6	1002690	1002690	9.91	9.91	0	0.00	
(b)	Central Government/ State Government(s)	0	0	0	0.00	0.00	0	0.00	
(c)	Bodies Corporate	1	3801377	3801377	37.57	37.57	0	0.00	
(d)	Financial Institutions/ Banks	0	0	0	0.00	0.00	0	0.00	
(e)	Any Others(Specify)	0	0	0	0.00	0.00	0	0.00	
(e-i)									
(e-ii)									
	<b>Sub Total(A)(1)</b>	<b>7</b>	<b>4804067</b>	<b>4804067</b>	<b>47.48</b>	<b>47.48</b>	<b>0</b>	<b>0.00</b>	
<b>2</b>	<b>Foreign</b>								
a	Individuals (Non-Residents Individuals/ Foreign Individuals)	0	0	0	0.00	0.00	0	0.00	
b	Bodies Corporate	0	0	0	0.00	0.00	0	0.00	
c	Institutions	0	0	0	0.00	0.00	0	0.00	
d-i	Qualified Fore Investor - Ind	0	0	0	0.00	0.00	0	0.00	
d-ii	Qualified Fore Investor - Corporate	0	0	0	0.00	0.00	0	0.00	
e	Any Others(Specify)	0	0	0	0.00	0.00	0	0.00	
	<b>Sub Total(A)(2)</b>	<b>0</b>	<b>0</b>	<b>0</b>	<b>0.00</b>	<b>0.00</b>	<b>0</b>	<b>0.00</b>	
	<b>Total Shareholding of Promoter and Promoter Group (A)= (A)(1)+(A)(2)</b>	<b>7</b>	<b>4804067</b>	<b>4804067</b>	<b>47.48</b>	<b>47.48</b>	<b>0</b>	<b>0.00</b>	
<b>(B)</b>	<b>Public shareholding</b>								
<b>1</b>	<b>Institutions</b>								
(a)	Mutual Funds/ UTI	4	1058223	1058223	10.46	10.46	0	0.00	
(b)	Financial Institutions / Banks	2	3888	3888	0.04	0.04	0	0.00	
(c)	Central Government/ State Government(s)	0	0	0	0.00	0.00	0	0.00	
(d)	Venture Capital Funds	0	0	0	0.00	0.00	0	0.00	
(e)	Insurance Companies	0	0	0	0.00	0.00	0	0.00	
(f)	Foreign Institutional Investors	7	2930610	2930610	28.97	28.97	0	0.00	
(g)	Foreign Venture Capital Investors	0	0	0	0.00	0.00	0	0.00	
(h)	Qualified Fore Investor - Ind	0	0	0	0.00	0.00	0	0.00	
(h-i)	Qualified Fore Investor - Corporate								
(h-ii)									
	<b>Sub-Total (B)(1)</b>	<b>13</b>	<b>3992721</b>	<b>3992721</b>	<b>39.46</b>	<b>39.46</b>	<b>0</b>	<b>0.00</b>	
<b>B 2</b>	<b>Non-institutions</b>								
(a)	Bodies Corporate	293	523230	523230	5.17	5.17	0	0.00	
(b)	Individuals								
I	Individuals -i. Individual shareholders holding nominal share capital up to Rs 1 lakh	12216	716562	716514	7.08	7.08	0	0.00	
II	ii. Individual shareholders holding nominal share capital in excess of Rs. 1 lakh.	2	32893	32893	0.33	0.33	0	0.00	
	Qualified Fore Investor								
(c)	Any Other (specify)								
(c-i)	Clearing Members	124	21449	21449	0.21	0.21	0	0.00	




(c-ii)	NON RESIDENT INDIA ( REPAT )	168	19239	19239	0.19	0.19	0	0.00
(C-iii)	NON RESIDENT INDIA ( NON REPAT )							
		48	6959	6959	0.07	0.07	0	0.00
(C-iv)	Trust	0	0	0	0.00	0.00		
	Market Maker	0	0	0	0.00	0.00		
	<b>Sub-Total (B)(2)</b>	<b>12851</b>	<b>1320332</b>	<b>1320284</b>	<b>13.05</b>	<b>13.05</b>	<b>0</b>	<b>0.00</b>
(B)	<b>Total Public Shareholding (B)= (B)(1)+(B)(2)</b>	<b>12864</b>	<b>5313053</b>	<b>5313005</b>	<b>52.52</b>	<b>52.52</b>	<b>0</b>	<b>0.00</b>
	<b>TOTAL (A)+(B)</b>	<b>12871</b>	<b>10117120</b>	<b>10117072</b>	<b>100.00</b>	<b>100.00</b>	<b>0</b>	<b>0.00</b>
(C)	<b>Shares held by Custodians and against which Depository Receipts have been issued</b>							
1	Promoter and Promoter Group	0	0	0	0.00	0.00	0	0.00
2	Public	0	0	0	0.00	0.00	0	0.00
	<b>Sub-Total (C)</b>	<b>0</b>	<b>0</b>	<b>0</b>		<b>0.00</b>	<b>0</b>	<b>0.00</b>
	<b>GRAND TOTAL (A)+(B)+(C)</b>	<b>12871</b>	<b>10117120</b>	<b>10117072</b>		<b>100.00</b>	<b>0</b>	<b>0.00</b>



(I)(b) Statement showing holding of Securities ( including shares, warrants, convertible securities ) of persons belong to the Category "Promoter and Promoter Group."


Sr. No.	Name of the shareholder	Total shares held		Encumbered Shares (*)			Details of Warrants		Details of Convertible Securities			Total shares ( including underlying full conversion of warrants & convertible securities ) as a % of diluted share capital (XII)
		Number of shares	As a % of grand total (A) + (B) + (C)	Number	As a percentage	As a % of grand total (A)+(B)+(C) of sub-clause (I)(a)	Numbers of Warrant Held	As a % total number of warrants of the same class	Numbers of Convertible Securities held	As a % total convertible securities of the same class		
(0)	(II)	(III)	(IV)	(V)	(VI)=(V)/(III)*100	(VII)	(VIII)	(IX)	(X)	(XI)	(XII)	
1	KUNJAL INVESTMENTS P LTD	3801377	37.57	0	0.00	0.00	0	0.00	0	0.00	0.00	
2	LALITBHAI HARIBHAI PATEL	293640	2.90									
3	LALITBHAI HARIBHAI PATEL	208000	2.06									
4	KUNJAL LALITKUMAR PATEL	242740	2.40									
5	KUNJAL LALITKUMAR PATEL	86190	0.85									
6	JWALIN K PATEL	86060	0.85									
7	AYUSHI K PATEL	86060	0.85									
<b>TOTAL</b>		4804067	47.48	0.00	0.00	0.00	0.00	0.00	0.00	0.00	0.00	



**Voltamp Transformers Limited**


**(D)(i) STATEMENT SHOWING HOLDING OF SECURITIES (INCLUDING SHARES, WARRANTS, CONVERTIBLE SECURITIES) OF PERSONS BELONGING TO THE CATEGORY 'PUBLIC' AND HOLDING MORE THAN 1% OF THE TOTAL NUMBER OF SHARES**

SR. NO.	NAME(S) OF THE SHAREHOLDER	NUMBER OF SHARES HELD	SHARES AS A PERCENTAGE OF TOTAL NUMBER OF SHARES (i.e. GRAND TOTAL (A)+(B)+(C) INDICATED IN STATEMENT AT PARA (D)(a) ABOVE }	PAN	NUMBER OF WARRANTS HELD	AS A % TOTAL NUMBER OF WARRANTS OF THE SAME CLASS	NUMBER OF CONVERTIBLE SECURITIES HELD	% W.R.T TOTAL NUMBER OF CONVERTIBLE SECURITIES OF THE SAME CLASS	TOTAL SHARES (INCLUDING UNDERLYING SHARES ASSUMING FULL CONVERSION OF WARRANTS AND CONVERTIBLE SECURITIES) AS A % OF DILUTED SHARE CAPITAL
1	NALANDA INDIA FUND LIMITED	105340	9.937						
2	ICICI PRUDENTIAL VALUE DISCOVERY FUND	659537	6.519						
3	NALANDA INDIA EQUITY FUND LIMITED	647732	6.4023						
4	PARI WASHINGTON COMPANY PVT. LTD. A/C PARI WASHINGTON INDIA MASTER FUND, LTD.	567286	5.6072						
5	ICICI PRUDENTIAL LIFE INSURANCE COMPANY LTD	381003	3.7659						
6	CITIGROUP GLOBAL MARKETS MAURITIUS PRIVATE LIMITED	358713	3.5456						
7	EAST SAIL	242280	2.3948						
8	UTI-MID CAP FUND	237041	2.343						
9	FRANKLIN INDIA SMALLER COMPANIES FUND	161295	1.5943						
10	DEUTSCHE SECURITIES MAURITIUS LIMITED	105249	1.0403						
	<b>Total:</b>	<b>4365476</b>	<b>43.1494</b>						




Votamp Transformers Limited

(D)(II) STATEMENT SHOWING HOLDING OF SECURITIES (INCLUDING SHARES, WARRANTS, CONVERTIBLE SECURITIES) OF PERSONS (TOGETHER WITH PAC) BELONGING TO THE CATEGORY PUBLIC AND HOLDING MORE THAN 5% OF THE TOTAL NUMBER OF SHARES OF THE COMPANY									
SR. NO.	NAME(S) OF THE SHAREHOLDER(S) AND THE PERSONS ACTING IN CONCERT(PAC) WITH THEM	NUMBER OF SHARES	SHARES AS A PERCENTAGE OF TOTAL NUMBER OF SHARES (i.e. GRAND TOTAL (A)+(B)+(C) INDICATED IN STATEMENT AT PARA (IV)(a) ABOVE }	PAN	NUMBER OF WARRANTS HELD	AS A % TOTAL NUMBER OF WARRANTS OF THE SAME CLASS	NUMBER OF CONVERTIBLE SECURITIES HELD	% W.R.T TOTAL NUMBER OF CONVERTIBLE SECURITIES OF THE SAME CLASS	TOTAL SHARES (INCLUDING UNDERLYING SHARES ASSUMING FULL CONVERSION OF WARRANTS AND CONVERTIBLE SECURITIES) AS A % OF DILUTED SHARE CAPITAL
1	NALANDA INDIA FUND LIMITED	1005340	9.937						
2	ICICI PRUDENTIAL VALUE DISCOVERY FUND	659537	6.519						
3	NALANDA INDIA EQUITY FUND LIMITED	647732	6.4023						
4	PARI WASHINGTON COMPANY PVT. LTD. A/C PARI WASHINGTON INDIA MASTER FUND, LTD.	567286	5.6072						
	<b>Total :</b>	<b>2879895</b>	<b>28.4655</b>						




(1)(d) Statement showing details of locked-in shares

Sr. No.	Name of the shareholder	Number of locked-in shares	Locked-in shares as a percentage of total number of shares {i.e., Grand Total (A)+(B)+(C) indicated in Statement at para (1)(a) above}
1			0.00
2			0.00
3			0.00
4			0.00
5			0.00
6			0.00
7			0.00
8			0.00
9			0.00
10			0.00
11			0.00
12			0.00
13			0.00
14			0.00
15			0.00
16			0.00
17			0.00
18			0.00
19			0.00
20			0.00
21			0.00
22			0.00
23			0.00
24			0.00
25			0.00
26			0.00
27			0.00
28			0.00
29			0.00
30			0.00
31			0.00
32			0.00
33			0.00
34			0.00
35			0.00
36			0.00
37			0.00
38			0.00
39			0.00
40			0.00
41			0.00
42			0.00
43			0.00
44			0.00
45			0.00
46			0.00
47			0.00
48			0.00
49			0.00
50			0.00
51			0.00
<b>TOTAL</b>		<b>0</b>	<b>0.00</b>



(II)(a) Statement showing details of Depository Receipts (DRs)

Sr. No.	Type of outstanding DR (ADRs, GDRs, SDRs, etc.)	Number of outstanding DRs	Number of shares underlying outstanding DRs	Shares underlying outstanding DRs as a percentage of total number of shares {i.e., Grand Total (A)+(B)+(C) indicated in Statement at para (I)(a) above}
1	NIL	0	0	0.00
2				
3				
4				
5				
6				
7				
8				
9				
<b>TOTAL</b>		<b>0</b>	<b>0</b>	<b>0.00</b>





**(II)(b) Statement showing holding of Depository Receipts (DRs), where underlying shares held by "promoter/promoter group" are in excess of 1% of the total number of shares**

Sr. No.	Name of the DR Holder	Type of outstanding DR (ADRs, GDRs, SDRs, etc.)	Number of shares underlying outstanding DRs	Shares underlying outstanding DRs as a percentage of total number of shares {i.e., Grand Total (A)+(B)+(C) indicated in Statement at para (I)(a) above}
1	N.A.	0	0	0.00
2				
3				
4				
5				
6				
7				
8				
9				
<b>TOTAL</b>			<b>0</b>	<b>0.00</b>

