

Introductory sub-table (I)(a)

Name of the Company: VOLTAMP TRANSFORMERS LIMITED

Scrip Code, Name of the scrip, class of security:

Quarter ended: 30TH JUNE, 2014

Partly paid-up shares:-	No. of partly paid-up shares	As a % of total no. of partly paid-up shares	As a % of total no. of shares of the company
Held by promoter/promoter group	0	0.00	0.00
Held by public	0	0.00	0.00
Total - D	0	0.00	0.00

Outstanding convertible securities:-	No. of outstanding securities	As a % of total no. of outstanding convertible securities	As a % of total no. of shares of the company, assuming full conversion of the convertible securities
Held by promoter/promoter group	0	0.00	0.00
Held by public	0	0.00	0.00
Total - E	0	0.00	0.00


Warrants:-	No. of warrants	As a % of total no. of warrants	As a % of total no. of shares of the company, assuming full conversion of warrants
Held by promoter/promoter group	0	0.00	0.00
Held by public	0	0.00	0.00
Total - F	0	0.00	0.00

Total paid-up capital of the company, assuming full conversion of warrants and convertible securities (Grand Total (A+B+C)+ D+E+F)	10117120	0.00	100.00
--	-----------------	-------------	---------------




Statement Showing Shareholding Pattern

Category code	Category of Shareholder	Number of Shareholders	Table (I)(a)		Total shareholding as a percentage of total number of shares		Shares Pledged or otherwise encumbered	
			Total number of shares	Number of shares held in dematerialized form	As a percentage of (A+B) ¹	As a percentage of (A+B+C)	Number of shares	As a percentage
			(IV)	(V)	(VI)	(VII)	(VIII)	(VIII)/(IV)*1
(A)	Shareholding of Promoter and Promoter Group²							
1	Indian							
(a)	Individuals/ Hindu Undivided Family	6	1002690	1002690	9.91	9.91	0	0.00
(b)	Central Government/ State Government(s)							
		0	0	0	0.00	0.00	0	0.00
(c)	Bodies Corporate	1	3801377	3801377	37.57	37.57	0	0.00
(d)	Financial Institutions/ Banks	0	0	0	0.00	0.00	0	0.00
(e)	Any Others(Specify)	0	0	0	0.00	0.00	0	0.00
(e-i)								
(e-ii)								
	Sub Total(A)(1)	7	4804067	4804067	47.48	47.48	0	0.00
2	Foreign							
a	Individuals (Non-Residents Individuals/ Foreign Individuals)	0	0	0	0.00	0.00	0	0.00
b	Bodies Corporate	0	0	0	0.00	0.00	0	0.00
c	Institutions	0	0	0	0.00	0.00	0	0.00
d-i	Qualified Fore. Investor - Ind	0	0	0	0.00	0.00	0	0.00
d-ii	Qualified Fore. Investor - Corporate	0	0	0	0.00	0.00	0	0.00
e	Any Others(Specify)	0	0	0	0.00	0.00	0	0.00
	Sub Total(A)(2)	0	0	0	0.00	0.00	0	0.00
	Total Shareholding of Promoter and Promoter Group (A)= (A)(1)+(A)(2)	7	4804067	4804067	47.48	47.48	0	0.00
(B)	Public shareholding							
1	Institutions							
(a)	Mutual Funds/ UTI	6	825801	825801	8.16	8.16	0	0.00
(b)	Financial Institutions / Banks	2	2772	2772	0.03	0.03	0	0.00
(c)	Central Government/ State Government(s)							
		0	0	0	0.00	0.00	0	0.00
(d)	Venture Capital Funds	0	0	0	0.00	0.00	0	0.00
(e)	Insurance Companies	0	0	0	0.00	0.00	0	0.00
(f)	Foreign Institutional Investors	9	2933534	2933534	29.00	29.00	0	0.00
(g)	Foreign Venture Capital Investors	0	0	0	0.00	0.00	0	0.00
(h)	Qualified Fore. Investor - Ind	0	0	0	0.00	0.00	0	0.00
(h-i)	Qualified Fore. Investor - Corporate							
(h-ii)								
	Sub-Total (B)(1)	17	3762107	3762107	37.19	37.19	0	0.00




B 2	Non-institutions							
(a)	Bodies Corporate	299	523322	523322	5.17	5.17	0	0.00
(b)	Individuals							
I	Individuals -i. Individual shareholders holding nominal share capital up to Rs 1 lakh	12525	707296	707248	6.99	6.99	0	0.00
II	ii. Individual shareholders holding nominal share capital in excess of Rs. 1 lakh.	7	240890	240890	2.38	2.38	0	0.00
	Qualified Fore. Investor							
(c)	Any Other (specify)							
(c-i)	Clearing Members	129	45123	45123	0.45	0.45	0	0.00
(c-ii)	NON RESIDENT INDIA (REPAT)	210	28064	28064	0.28	0.28	0	0.00
(C-iii)	NON RESIDENT INDIA (NON REPAT)	53	6251	6251	0.06	0.06	0	0.00
(C-iv)	Trust	0	0	0	0.00	0.00		
	Market Maker	0	0	0	0.00	0.00		
	Sub-Total (B)(2)	13223	1550946	1550898	15.33	15.33	0	0.00
(B)	Total Public Shareholding (B)= (B)(1)+(B)(2)	13240	5313053	5313005	52.52	52.52	0	0.00
	TOTAL (A)+(B)	13247	10117120	10117072	100.00	100.00	0	0.00
(C)	Shares held by Custodians and against which Depository Receipts have been issued							
1	Promoter and Promoter Group	0	0	0	0.00	0.00	0	0.00
2	Public	0	0	0	0.00	0.00	0	0.00
	Sub-Total (C)	0	0	0		0.00	0	0.00
	GRAND TOTAL (A)+(B)+(C)	13247	10117120	10117072		100.00	0	0.00




(I)(C)(I) STATEMENT SHOWING HOLDING OF SECURITIES (INCLUDING SHARES, WARRANTS, CONVERTIBLE SECURITIES) OF PERSONS BELONGING TO THE 'PUBLIC' AND HOLDING MORE THAN 1% OF THE TOTAL NUMBER OF SHARES

SR NO	NAME(S) OF THE SHAREHOLDER	NUMBER OF SHARES	SHARES AS A PERCENTAGE OF TOTAL NUMBER OF SHARES (i.e. GRAND TOTAL (A)+(B)+C INDICATED IN STATEMENTS	Details of Warrants		Details of Convertible		TOTAL SHARES (INCLUDING UNDERLYING SHARES ASSUMING FULL CONVERSION OF WARRANTS AND CONVERTIBLE SECURITIES) AS A % OF DILUTED SHARE CAPITAL
				NUMBER OF WARRANTS HELD	NUMBER OF WARRANTS OF THE SAME CLASS	NUMBER OF CONVERTIBLE SECURITIES HELD	% W.R.T TOTAL NUMBER OF CONVERTIBLE SECURITIES OF THE SAME CLASS	
1	NALANDA INDIA FUND LIMITED	1005340	9.94	0	0	0	0	0
2	ICICI PRUDENTIAL TOP 200 FUND	660164	6.53	0	0	0	0	0
3	NALANDA INDIA EQUITY FUND LIMITED	647732	6.40	0	0	0	0	0
4	PARI WASHINGTON COMPANY PVT. LTD. A/C PARI WASHINGTON INDIA MASTER FUND, LTD.	567286	5.61	0	0	0	0	0
5	ICICI PRUDENTIAL LIFE INSURANCE COMPANY LTD	381003	3.77	0	0	0	0	0
6	CITIGROUP GLOBAL MARKETS MAURITIUS PRIVATE LIMITED	358713	3.55	0	0	0	0	0
7	EAST SAIL	242280	2.39	0	0	0	0	0
8	FRANKLIN INDIA SMALLER COMPANIES FUND	150928	1.49	0	0	0	0	0
9	GIRISHBHAI NARANBHAI PATEL	137500	1.36	0	0	0	0	0
10	DEUTSCHE SECURITIES MAURITIUS LIMITED	105249	1.04	0	0	0	0	0
	Total:	4256195	42.07	0	0	0	0	0




(I)(C)(ii) STATEMENT SHOWING HOLDING OF SECURITIES (INCLUDING SHARES, WARRANTS, CONVERTIBLE SECURITIES) OF PERSONS (TOGETHER WITH PAC) BELONGING TO THE CATEGORY 'PUBLIC AND HOLDING MORE THAN 5% OF THE TOTAL NUMBER OF SHARES OF THE COMPANY

SR NO	NAME(S) OF THE SHAREHOLDER(S) AND THE PERSONS ACTING IN CONCERT (PAC) WITH THEM	NUMBER OF SHARES	SHARES AS A PERCENTAGE OF TOTAL NUMBER OF SHARES (i.e. GRAND TOTAL (A)+(B)+(C) INDICATED IN STATEMENTS)	Details of Warrants		Details of Convertible Securities			TOTAL SHARES (INCLUDING UNDERLYING SHARES ASSUMING FULL CONVERSION OF WARRANTS AND CONVERTIBLE SECURITIES) AS A % OF DILUTED SHARE CAPITAL
				NUMBER OF WARRANTS HELD	AS A % TOTAL NUMBER OF WARRANTS OF THE SAME CLASS	NUMBER OF CONVERTIBLE SECURITIES HELD	% W.R.T TOTAL NUMBER OF CONVERTIBLE SECURITIES OF THE SAME CLASS		
1	NALANDA INDIA FUND LIMITED	1005340	9.94	0.00	0	0	0	0	0
2	ICICI PRUDENTIAL TOP 200 FUND	680164	6.53	0.00	0	0	0	0	0
3	NALANDA INDIA EQUITY FUND LIMITED	647732	6.40	0.00	0	0	0	0	0
4	PARI WASHINGTON COMPANY PVT. LTD. A/C PARI WASHINGTON INDIA MASTER FUND, LTD.	567286	5.61	0.00	0	0	0	0	0
	Total :	2880522	28.47	0.00	0	0	0	0	0



(I)(d) Statement showing details of locked-in shares

Sr. No.	Name of the shareholder	Number of locked-in shares	Locked-in shares as a percentage of total number of shares {i.e., Grand Total (A)+(B)+(C) indicated in Statement at para (I)(a) above}
1			0.00
2			0.00
3			0.00
4			0.00
5			0.00
6			0.00
7			0.00
8			0.00
9			0.00
10			0.00
11			0.00
12			0.00
13			0.00
14			0.00
15			0.00
16			0.00
17			0.00
18			0.00
19			0.00
20			0.00
21			0.00
22			0.00
23			0.00
24			0.00
25			0.00
26			0.00
27			0.00
28			0.00
29			0.00
30			0.00
TOTAL		0	0.00



(II)(b) Statement showing holding of Depository Receipts (DRs), where underlying shares held by "promoter/promoter group" are in excess of 1% of the total number of shares

Sr. No.	Name of the DR Holder	Type of outstanding DR (ADRs, GDRs, SDRs, etc.)	Number of shares underlying outstanding DRs	Shares underlying outstanding DRs as a percentage of total number of shares (i.e., Grand Total (A)+(B)+(C) indicated in Statement at para (I)(a) above}
1	N.A.	0	0	0.00
2				
3				
4				
5				
6				
7				
8				
9				
TOTAL			0	0.00

