

Introductory sub-table (I)(a)

Name of the Company: **VOLTAMP TRANSFORMERS LIMITED**

Scrip Code, Name of the scrip, class of security:

Quarter ended: **30TH JUNE, 2013**

Partly paid-up shares:-	No. of partly paid-up shares	As a % of total no. of partly paid-up shares	As a % of total no. of shares of the company
Held by promoter/promoter group	0	0.00	0.00
Held by public	0	0.00	0.00
Total - D	0	0.00	0.00


Outstanding convertible securities:-	No. of outstanding securities	As a % of total no. of outstanding convertible securities	As a % of total no. of shares of the company, assuming full conversion of the convertible securities
Held by promoter/promoter group	0	0.00	0.00
Held by public	0	0.00	0.00
Total - E	0	0.00	0.00

Warrants:-	No. of warrants	As a % of total no. of warrants	As a % of total no. of shares of the company, assuming full conversion of warrants
Held by promoter/promoter group	0	0.00	0.00
Held by public	0	0.00	0.00
Total - F	0	0.00	0.00

Total paid-up capital of the company, assuming full conversion of warrants and convertible securities (Grand Total (A+B+C)+ D+E+F)	10117120	0.00	100.00
--	-----------------	-------------	---------------



Statement Showing Shareholding Pattern								
Category code	Category of Shareholder	Number of Shareholders	Table (I)(a)		Total shareholding as a percentage of total number of shares		Shares Pledged or otherwise encumbered	
			Total number of shares	Number of shares held in dematerialized form	As a percentage of (A+B) ¹	As a percentage of (A+B+C)	Number of shares	As a percentage
(I)	(II)	(III)	(IV)	(V)	(VI)	(VII)	(VIII)	(IX) = (VIII)/(IV)*100
(A)	Shareholding of Promoter and Promoter Group²							
1	Indian							
(a)	Individuals/ Hindu Undivided Family	6	1002540	1002540	9.91	9.91	0	0.00
(b)	Central Government/ State Government(s)	0	0	0	0.00	0.00	0	0.00
(c)	Bodies Corporate	1	3762966	3762966	37.19	37.19	0	0.00
(d)	Financial Institutions/ Banks	0	0	0	0.00	0.00	0	0.00
(e)	Any Others(Specify)	0	0	0	0.00	0.00	0	0.00
(e-i)								
(e-ii)								
	Sub Total(A)(1)	7	4765506	4765506	47.10	47.10	0	0.00
2	Foreign							
a	Individuals (Non-Residents Individuals/ Foreign Individuals)	0	0	0	0.00	0.00	0	0.00
b	Bodies Corporate	0	0	0	0.00	0.00	0	#DIV/0!
c	Institutions	0	0	0	0.00	0.00	0	0.00
d-i	Qualified Fore.Investor - Ind	0	0	0	0.00	0.00	0	0.00
d-ii	Qualified Fore.Investor - Corporate	0	0	0	0.00	0.00	0	0.00
e	Any Others(Specify)	0	0	0	0.00	0.00	0	0.00
	Sub Total(A)(2)	0	0	0	0.00	0.00	0	#DIV/0!
	Total Shareholding of Promoter and Promoter Group (A)= (A)(1)+(A)(2)	7	4765506	4765506	47.10	47.10	0	0.00
(B)	Public shareholding							
1	Institutions							
(a)	Mutual Funds/ UTI	3	407911	407911	4.03	4.03	0	0.00
(b)	Financial Institutions/ Banks	0	0	0	0.00	0.00	0	0.00
(c)	Central Government/ State Government(s)	0	0	0	0.00	0.00	0	0.00
(d)	Venture Capital Funds	0	0	0	0.00	0.00	0	0.00
(e)	Insurance Companies	0	0	0	0.00	0.00	0	0.00
(f)	Foreign Institutional Investors	12	3194258	3194258	31.57	31.57	0	0.00
(g)	Foreign Venture Capital Investors	0	0	0	0.00	0.00	0	0.00
(h)	Qualified Fore.Investor - Ind	0	0	0	0.00	0.00	0	0.00
(h-i)	Qualified Fore.Investor - Corporate							
(h-ii)								
	Sub-Total (B)(1)	15	3602169	3602169	35.60	35.60	0	0.00



B 2	Non-institutions							
(a)	Bodies Corporate	368	638492	638492	6.31	6.31	17628	2.76
(b)	Individuals							
I	Individuals -i. Individual shareholders holding nominal share capital up to Rs 1 lakh	15005	819550	819502	8.10	8.10	20068	2.44
II	ii. Individual shareholders holding nominal share capital in excess of Rs. 1 lakh.	6	228810	228810	2.26	2.26	0	0.00
	Qualified Fore. Investor							
(c)	Any Other (specify)							
(c-i)	Clearing Members	116	21805	21805	0.22	0.22	4682	21.47
(c-ii)	NON RESIDENT INDIA (REPAT)	270	32388	32388	0.32	0.32	0	0.00
(C-iii)	NON RESIDENT INDIA (NON REPAT)	68	8400	8400	0.08	0.08	0	0.00
(C-iv)	Trust	0	0	0	0.00	0.00		
	Market Maker	0	0	0	0.00	0.00		
	Sub-Total (B)(2)	15833	1749445	1749397	17.29	17.29	42378	2.42
(B)	Total Public Shareholding (B)= (B)(1)+(B)(2)	15848	5351614	5351566	52.90	52.90	42378	0.79
	TOTAL (A)+(B)	15855	10117120	10117072	100.00	100.00	42378	0.41
(C)	Shares held by Custodians and against which Depository Receipts have been issued							
1	Promoter and Promoter Group	0	0	0	0.00	0.00	0	0.00
2	Public	0	0	0	0.00	0.00	0	0.00
	Sub-Total (C)	0	0	0		0.00	0	0.00
	GRAND TOTAL (A)+(B)+(C)	15855	10117120	10117072		100.00	42378	0.42




(I)(b) Statement showing holding of Securities (including shares, warrants, convertible securities) of persons belong to the Category "Promoter and Promoter Group"

Sr. No.	Name of the shareholder	Total shares held		Emcumbed Shares (*)			Details of Warrants		Details of Convertible Securities		Total shares (including underlying shares assuming full conversion of warrants & convertible securities) as a % of diluted share capital
		Number of shares	As a % of grand total (A) +(B) +(C)	Number	As a percentage	As a % of grand total (A)+(B)+(C) of sub-clause (I)(a)	Numbers of Warrant Held	As a % total number of warrants of the same class	Numbers of Convertible Securities held	As a % total convertible securities of the same class	
(i)	(ii)	(iii)	(iv)	(v)	(vi)=(v)/(iii)*100	(vii)	(viii)	(ix)	(x)	(xi)	(xii)
1	KUNJAL INVESTMENTS P.LTD	3762966	37.19	0	0.00	0.00	0	0.00	0	0.00	0.00
2	LALJTBHAI HARIBHAI PATEL	293640	2.90								
3	LALJTBHAI HARIBHAI PATEL	208000	2.06								
4	KUNJAL LALITKUMAR PATEL	242590	2.40								
5	KUNJAL LALITKUMAR PATEL	86190	0.85								
6	JWALIN K PATEL	86060	0.85								
7	AYUSHI K PATEL	86060	0.85								
TOTAL		4765506	47.10	0.00	0.00	0.00	0.00	0.00	0.00	0.00	0.00



Voltamp Transformers Limited

(D)(C) STATEMENT SHOWING HOLDING OF SECURITIES (INCLUDING SHARES,WARRANTS, CONVERTIBLE SECURITIES) OF PERSONS BELONGING TO THE CATEGORY 'PUBLIC' AND HOLDING MORE THAN 1% OF THE TOTAL NUMBER OF SHARES									
Sr. No.	Name(s) of the Shareholder	Number of Shares Held	Shares as a Percentage of Total Number of Shares (i.e. Grand Total (A)+(B)+(C) Indicated in Statement at Para (D)(a) Above }	PAN	Number of Warrants Held	As a % Total Number of Warrants of the Same Class	Number of Convertible Securities Held	% W.R.T Total Number of Convertible Securities of the Same Class	Total Shares (Including Underlying Shares Assuming Full Conversion of Warrants and Convertible Securities) as a % of Diluted Share Capital
1	NALANDA INDIA FUND LIMITED	1005340	9.937						
2	NALANDA INDIA EQUITY FUND LIMITED	647732	6.4023						
3	PARI WASHINGTON COMPANY PVT. LTD. A/C PARI WASHINGTON INDIA MASTER FUND, LTD.	567286	5.6072						
4	ICICI PRUDENTIAL LIFE INSURANCE COMPANY LTD	381003	3.7659						
5	ICICI PRUDENTIAL DISCOVERY FUND	379499	3.7511						
6	CITIGROUP GLOBAL MARKETS MAURITIUS PRIVATE LIMITED	358713	3.5456						
7	EAST SAIL	242280	2.3948						
8	ROYCE MICRO-CAP FUND	144600	1.4293						
9	GIRISHBHAI NARANBHAI PATEL	137166	1.3558						
10	M3 INVESTMENT PRIVATE LIMITED	131500	1.2998						
11	ROYCE MICRO-CAP PORTFOLIO	115400	1.1406						
12	DEUTSCHE SECURITIES MAURITIUS LIMITED	105249	1.0403						
	Total :	4215768	41.6697						



Voltamp Transformers Limited


(1)(c)(ii) STATEMENT SHOWING HOLDING OF SECURITIES (INCLUDING SHARES, WARRANTS, CONVERTIBLE SECURITIES) OF PERSONS (TOGETHER WITH PAC) BELONGING TO THE CATEGORY 'PUBLIC AND HOLDING MORE THAN 5% OF THE TOTAL NUMBER OF SHARES OF THE COMPANY

SR. NO.	NAME(S) OF THE SHAREHOLDER(S) AND THE PERSONS ACTING IN CONCERT (PAC) WITH THEM	NUMBER OF SHARES	TOTAL NUMBER OF SHARES (i.e. GRAND TOTAL (A)+(B)+(C) INDICATED IN STATEMENT AT PARA (1)(g) ABOVE }	PAN NUMBER OF WARRANTS HELD	NUMBER OF WARRANTS OF THE SAME CLASS	NUMBER OF CONVERTIBLE SECURITIES HELD	% W.R.T TOTAL NUMBER OF CONVERTIBLE SECURITIES OF THE SAME CLASS	TOTAL SHARES (INCLUDING UNDERLYING SHARES ASSUMING FULL CONVERSION OF WARRANTS AND CONVERTIBLE SECURITIES) AS A % OF DILUTED SHARE CAPITAL
1	NALANDA INDIA FUND LIMITED	1005340	9,937					
2	NALANDA INDIA EQUITY FUND LIMITED	647732	6,4023					
3	PARI WASHINGTON COMPANY PVT. LTD. A/C PARI WASHINGTON INDIA MASTER FUND, L.TD.	567286	5,6072					
	Total :	2220358	21,9465					



(I)(d) Statement showing details of locked-in shares

Sr. No.	Name of the shareholder	Number of locked-in shares	Locked-in shares as a percentage of total number of shares (i.e., Grand Total (A)+(B)+(C) indicated in Statement at para (I)(a) above}
1			0.00
2			0.00
3			0.00
4			0.00
5			0.00
6			0.00
7			0.00
8			0.00
9			0.00
10			0.00
11			0.00
12			0.00
13			0.00
14			0.00
15			0.00
16			0.00
17			0.00
18			0.00
19			0.00
20			0.00
21			0.00
22			0.00
23			0.00
24			0.00
25			0.00
26			0.00
27			0.00
28			0.00
29			0.00
30			0.00
31			0.00
32			0.00
33			0.00
34			0.00
35			0.00
36			0.00
37			0.00
38			0.00
39			0.00
40			0.00
41			0.00
42			0.00
43			0.00
44			0.00
45			0.00
46			0.00
47			0.00
48			0.00
49			0.00
50			
TOTAL		0	0.00



(II)(a) Statement showing details of Depository Receipts (DRs)

Sr. No.	Type of outstanding DR (ADRs, GDRs, SDRs, etc.)	Number of outstanding DRs	Number of shares underlying outstanding DRs	Shares underlying outstanding DRs as a percentage of total number of shares {i.e., Grand Total (A)+(B)+(C) indicated in Statement at para (I)(a) above}
1	NIL	0	0	0.00
2				
3				
4				
5				
6				
7				
8				
9				
TOTAL		0	0	0.00



