


General information about company

Scrip code	532757
NSE Symbol	VOLTAMP
MSEI Symbol	NOTLISTED
ISIN	INE540H01012
Name of the company	VOLTAMP TRANSFORMERS LIMITED
Whether company is SME	No
Class of Security	Equity Shares
Type of report	Quarterly
Quarter Ended / Half year ended/Date of Report (For Prelisting / Allotment)	31-12-2023
Date of allotment / extinguishment (in case Capital Restructuring selected) / Listing Date	
Shareholding pattern filed under	Regulation 31 (1) (b)
Whether the listed entity is Public Sector Undertaking (PSU)?	No



Declaration

Sr. No.	Particular	Yes/No	Promoter and Promoter Group	Public shareholder	Non Promoter- Non Public
1	Whether the Listed Entity has issued any partly paid up shares?	No	No	No	No
2	Whether the Listed Entity has issued any Convertible Securities ?	No	No	No	No
3	Whether the Listed Entity has issued any Warrants ?	No	No	No	No
4	Whether the Listed Entity has any shares against which depository receipts are issued?	No	No	No	No
5	Whether the Listed Entity has any shares in locked-in?	No	No	No	No
6	Whether any shares held by promoters are pledge or otherwise encumbered?	No	No		
7	Whether company has equity shares with differential voting rights?	No	No	No	No
8	Whether the listed entity has any significant beneficial owner?	No			




Table VI - Statement showing foreign ownership limits

Particular	Approved limits (%)	Limits utilized (%)
As on shareholding date	100	23.79
As on the end of previous 1st quarter	100	22.91
As on the end of previous 2nd quarter	100	14.49
As on the end of previous 3rd quarter	100	14.19
As on the end of previous 4th quarter	100	14.51




Table I - Summary Statement holding of specified securities

Category (I)	Category of shareholder (II)	Nos. Of shareholders (III)	No. of fully paid up equity shares held (IV)	No. Of Partly paid-up equity shares held (V)	No. Of shares underlying Depository Receipts (VI)	Total nos. shares held (VII) = (IV)+ (V)+ (VI)	Shareholding as a % of total no. of shares (calculated as per SCRR, 1957) (VIII) As a % of (A+B+C2)	Number of Voting Rights held in each class of securities (IX)			
								No of Voting (XIV) Rights			Total as a % of (A+B+C)
								Class eg: X	Class eg:y	Total	
(A)	Promoter & Promoter Group	2	3844462			3844462	38	3844462		3844462	38
(B)	Public	30221	6272658			6272658	62	6272658		6272658	62
(C)	Non Promoter-Non Public										
(C1)	Shares underlying DRs										
(C2)	Shares held by Employee Trusts										
	Total	30223	10117120			10117120	100	10117120		10117120	100



Table I - Summary Statement holding of specified securities

Category (I)	Category of shareholder (II)	No. Of Shares Underlying Outstanding convertible securities (X)	No. of Shares Underlying Outstanding Warrants (Xi)	No. Of Shares Underlying Outstanding convertible securities and No. Of Warrants (Xi) (a)	Shareholding, as a % assuming full conversion of convertible securities (as a percentage of diluted share capital) (XI)= (VII)+(X) As a % of (A+B+C2)	Number of Locked in shares (XII)		Number of Shares pledged or otherwise encumbered (XIII)		Number of equity shares held in dematerialized form (XIV)	Sub-categorization of shares		
						No. (a)	As a % of total Shares held (b)	No. (a)	As a % of total Shares held (b)		Sub-category (i)	Sub-category (ii)	Sub-category (iii)
(A)	Promoter & Promoter Group				38					3844462			
(B)	Public				62					6272657	0	0	0
(C)	Non Promoter-Non Public												
(C1)	Shares underlying DRs												
(C2)	Shares held by Employee Trusts												
	Total				100					10117119	0	0	0





Table II - Statement showing shareholding pattern of the Promoter and Promoter Group

Sr.	Category & Name of the Shareholders (I)	Nos. Of shareholders (III)	No. of fully paid up equity shares held (IV)	No. Of Partly paid-up equity shares held (V)	No. Of shares underlying Depository Receipts (VI)	Total nos. shares held (VII) = (IV)+(V)+(VI)	Shareholding as a % of total no. of shares (calculated as per SCRR, 1957) (VIII) As a % of (A+B+C2)	Number of Voting Rights held in each class of securities (IX)			
								No of Voting (XIV) Rights			Total as a % of Total Voting rights
								Class eg: X	Class eg:y	Total	
A	Table II - Statement showing shareholding pattern of the Promoter and Promoter Group										
(1)	Indian										
(a)	Individuals/Hindu undivided Family	2	3844462			3844462	38	3844462		3844462	38
Sub-Total (A)(1)		2	3844462			3844462	38	3844462		3844462	38
(2)	Foreign										
Total Shareholding of Promoter and Promoter Group (A)=(A)(1)+(A)(2)		2	3844462			3844462	38	3844462		3844462	38
B	Table III - Statement showing shareholding pattern of the Public shareholder										
(1)	Institutions (Domestic)										
(a)	Mutual Funds	11	2828079			2828079	27.95	2828079		2828079	27.95
(c)	Alternate Investment Funds	4	21305			21305	0.21	21305		21305	0.21
(d)	Banks	1	39			39	0	39		39	0
(e)	Insurance Companies	4	53861			53861	0.53	53861		53861	0.53
(i)	NBFCs registered with RBI	1	190			190	0	190		190	0
Sub-Total (B)(1)		21	2903474			2903474	28.7	2903474		2903474	28.7
(2)	Institutions (Foreign)										
(d)	Foreign Portfolio Investors Category I	124	2191830			2191830	21.66	2191830		2191830	21.66
(e)	Foreign Portfolio Investors Category II	10	158550			158550	1.57	158550		158550	1.57
Sub-Total (B)(2)		134	2350380			2350380	23.23	2350380		2350380	23.23
(3)	Central Government / State Government(s)										
(a)	Central Government / President of India	1	6668			6668	0.07	6668		6668	0.07
Sub-Total (B)(3)		1	6668			6668	0.07	6668		6668	0.07
(4)	Non-institutions										
(f)	Investor Education and Protection Fund (IEPF)	1	1393			1393	0.01	1393		1393	0.01
(g)	Resident Individuals holding nominal share capital up to Rs. 2 lakhs	28418	854814			854814	8.45	854814		854814	8.45
(i)	Non Resident Indians (NRIs)	855	56872			56872	0.56	56872		56872	0.56
(l)	Bodies Corporate	236	57973			57973	0.57	57973		57973	0.57
(m)	Any Other (specify)	555	41084			41084	0.41	41084		41084	0.41
Sub-Total (B)(4)		30065	1012136			1012136	10	1012136		1012136	10
Total Public Shareholding (B)=(B)(1)+(B)(2)		30221	6272658			6272658	62	6272658		6272658	62



(2)+(B)(3)+(B) (4)												
C	Table IV - Statement showing shareholding pattern of the Non Promoter- Non Public shareholder											
Total (A+B+C2)		30223	10117120			10117120	100		10117120		10117120	100
Total (A+B+C)		30223	10117120			10117120	100		10117120		10117120	100





Table II - Statement showing shareholding pattern of the Promoter and Promoter Group

Sr.	No. Of Shares Underlying Outstanding convertible securities (X)	No. of Shares Underlying Outstanding Warrants (Xi)	No. Of Shares Underlying Outstanding convertible securities and No. Of Warrants (Xi) (a)	Shareholding , as a % assuming full conversion of convertible securities (as a percentage of diluted share capital) (XI)= (VII)+(X) As a % of (A+B+C2)	Number of Locked in shares (XII)		Number of Shares pledged or otherwise encumbered (XIII)		Number of equity shares held in dematerialized form (XIV)	Sub-categorization of shares			
					No. (a)	As a % of total Shares held (b)	No. (a)	As a % of total Shares held (b)		Sub-category (i)	Sub-category (ii)	Sub-category (iii)	
A	Table II - Statement showing shareholding pattern of the Promoter and Promoter Group												
(1)	Indian												
(a)				38					3844462				
Sub-Total (A) (1)				38					3844462				
(2)	Foreign												
Total Shareholding of Promoter and Promoter Group (A)=(A) (1)+(A)(2)				38					3844462				
B	Table III - Statement showing shareholding pattern of the Public shareholder												
(1)	Institutions (Domestic)												
(a)				27.95					2828079	0	0	0	
(c)				0.21					21305	0	0	0	
(d)				0					39	0	0	0	
(e)				0.53					53861	0	0	0	
(i)				0					190	0	0	0	
Sub-Total (B) (1)				28.7					2903474	0	0	0	
(2)	Institutions (Foreign)												
(d)				21.66					2191830	0	0	0	
(e)				1.57					158550	0	0	0	
Sub-Total (B) (2)				23.23					2350380	0	0	0	
(3)	Central Government / State Government(s)												
(a)				0.07					6668	0	0	0	
Sub-Total (B) (3)				0.07					6668	0	0	0	
(4)	Non-institutions												
(f)				0.01					1393	0	0	0	
(g)				8.45					854813	0	0	0	
(i)				0.56					56872	0	0	0	
(l)				0.57					57973	0	0	0	
(m)				0.41					41084	0	0	0	
Sub-Total (B) (4)				10					1012135	0	0	0	
Total Public Shareholding (B)=(B)(1)+				62					6272657	0	0	0	




(B)(2)+(B)(3)+ (B)(4)										
C	Table IV - Statement showing shareholding pattern of the Non Promoter- Non Public shareholder									
Total (A+B+C2)				100						10117119
Total (A+B+C)				100						10117119




Individuals/Hindu undivided Family

Serial No.	1	2	3	4	5	6
Name of the Shareholders (I)	Kunjal Lalitkumar Patel	Taral Kunjal Patel	Aayushi Kunjal Patel	Jwalin Kunjal Patel	Kunjal Lalitkumar Patel (HUF)	Kunjal Lalitkumar Patel (HUF)
PAN (II)	AFKPP4591G	ACXPC4682K	BSVPP1779H	BSVPP2191P	AAAHL4892D	AACHK6843F
No. of fully paid up equity shares held (IV)	3823822	20640	0	0	0	0
No. Of Partly paid-up equity shares held (V)						
No. Of shares underlying Depository Receipts (VI)						
Total nos. shares held (VII) = (IV)+ (V)+ (VI)	3823822	20640	0	0	0	0
Shareholding as a % of total no. of shares (calculated as per SCRR, 1957) (VIII) As a % of (A+B+C2)	37.8	0.2	0	0	0	0
Number of Voting Rights held in each class of securities (IX)						
Class eg:X	3823822	20640	0	0	0	0
Class eg:y						
Total	3823822	20640	0	0	0	0
Total as a % of Total Voting rights	37.8	0.2	0	0	0	0
No. Of Shares Underlying Outstanding convertible securities (X)						
No. of Shares Underlying Outstanding Warrants (Xi)						
No. Of Shares Underlying Outstanding convertible securities and No. Of Warrants (Xi) (a)						
Shareholding , as a % assuming full conversion of convertible securities (as a percentage of diluted share capital) (XI)= (VII)+(Xi)(a) As a % of (A+B+C2)	37.8	0.2	0	0	0	0
Number of Locked in shares (XII)						
No. (a)						
As a % of total Shares held (b)						
Number of Shares pledged or otherwise encumbered (XIII)						
No. (a)						




As a % of total Shares held (b)						
Number of equity shares held in dematerialized form (XIV)	3823822	20640	0	0	0	0
Reason for not providing PAN						
Reason for not providing PAN						
Shareholder type	Promoter	Promoter Group	Promoter Group	Promoter Group	Promoter Group	Promoter Group



Individuals/Hindu undivided Family

Serial No.	
Name of the Shareholders (I)	Click here to go back
PAN (II)	Total
No. of fully paid up equity shares held (IV)	3844462
No. Of Partly paid-up equity shares held (V)	
No. Of shares underlying Depository Receipts (VI)	
Total nos. shares held (VII) = (IV)+ (V)+ (VI)	3844462
Shareholding as a % of total no. of shares (calculated as per SCRR, 1957) (VIII) As a % of (A+B+C2)	38
Number of Voting Rights held in each class of securities (IX)	
Class eg:X	3844462
Class eg:y	
Total	3844462
Total as a % of Total Voting rights	38
No. Of Shares Underlying Outstanding convertible securities (X)	
No. of Shares Underlying Outstanding Warrants (Xi)	
No. Of Shares Underlying Outstanding convertible securities and No. Of Warrants (Xi) (a)	
Shareholding , as a % assuming full conversion of convertible securities (as a percentage of diluted share capital) (XI)= (VII)+(Xi)(a) As a % of (A+B+C2)	38
Number of Locked in shares (XII)	
No. (a)	
As a % of total Shares held (b)	
Number of Shares pledged or otherwise encumbered (XIII)	
No. (a)	




As a % of total Shares held (b)	
Number of equity shares held in dematerialized form (XIV)	3844462
Reason for not providing PAN	
Reason for not providing PAN	
Shareholder type	




Mutual Funds

Serial No.	1	2	3	4	5	
Name of the Shareholders (I)	Hdfc Small Cap Fund	Nippon Life India Trustee Ltd-A/C Nippon India Small Cap Fund	Dsp Small Cap Fund	Kotak Mahindra Trustee Co Ltd A/C Kotak Multicap Fund	Uti-Mid Cap Fund	Click here to go back
PAN (II)	AAATH1809A	AAATR0090B	AAAJD0430B	AAATK4475F	AAATU1088L	Total
No. of fully paid up equity shares held (IV)	958920	872720	460043	165000	158832	2615515
No. Of Partly paid-up equity shares held (V)						
No. Of shares underlying Depository Receipts (VI)						
Total nos. shares held (VII) = (IV)+ (V)+ (VI)	958920	872720	460043	165000	158832	2615515
Shareholding as a % of total no. of shares (calculated as per SCRR, 1957) (VIII) As a % of (A+B+C2)	9.48	8.63	4.55	1.63	1.57	25.85
Number of Voting Rights held in each class of securities (IX)						
Class eg: X	958920	872720	460043	165000	158832	2615515
Class eg:y						
Total	958920	872720	460043	165000	158832	2615515
Total as a % of Total Voting rights	9.48	8.63	4.55	1.63	1.57	25.85
No. Of Shares Underlying Outstanding convertible securities (X)						
No. of Shares Underlying Outstanding Warrants (Xi)						
No. Of Shares Underlying Outstanding convertible securities and No. Of Warrants (Xi) (a)						
Shareholding , as a % assuming full conversion of convertible securities (as a percentage of diluted share capital) (XI)= (VII)+(X) As a % of (A+B+C2)	9.48	8.63	4.55	1.63	1.57	25.85
Number of Locked in shares (XII)						
No. (a)						
As a % of total Shares held (b)						
Number of equity shares held in	958920	872720	445856	165000	158832	2601328



dematerialized form (XIV)						
Reason for not providing PAN						
Reason for not providing PAN						
Sub-categorization of shares						
Shareholding (No. of shares) under						
Sub-category (i)	0	0	0	0	0	0
Sub-category (ii)	0	0	0	0	0	0
Sub-category (iii)	0	0	0	0	0	0




Foreign Portfolio Investors Category I

Serial No.	1	2	3	
Name of the Shareholders (I)	Nalanda India Equity Fund Limited	Oxbow Master Fund Limited	Nalanda India Fund Limited	Click here to go back
PAN (II)	AADCN6131F	AACCO4302L	AACCN5849D	Total
No. of fully paid up equity shares held (IV)	647732	317059	313879	1278670
No. Of Partly paid-up equity shares held (V)				
No. Of shares underlying Depository Receipts (VI)				
Total nos. shares held (VII) = (IV)+ (V)+ (VI)	647732	317059	313879	1278670
Shareholding as a % of total no. of shares (calculated as per SCRR, 1957) (VIII) As a % of (A+B+C2)	6.4	3.13	3.1	12.64
Number of Voting Rights held in each class of securities (IX)				
Class eg: X	647732	317059	313879	1278670
Class eg:y				
Total	647732	317059	313879	1278670
Total as a % of Total Voting rights	6.4	3.13	3.1	12.64
No. Of Shares Underlying Outstanding convertible securities (X)				
No. of Shares Underlying Outstanding Warrants (Xi)				
No. Of Shares Underlying Outstanding convertible securities and No. Of Warrants (Xi) (a)				
Shareholding , as a % assuming full conversion of convertible securities (as a percentage of diluted share capital) (XI)= (VII)+(X) As a % of (A+B+C2)	6.4	3.13	3.1	12.64
Number of Locked in shares (XII)				
No. (a)				
As a % of total Shares held (b)				
Number of equity shares held in	647732	317059	313879	1278670




dematerialized form (XIV)				
Reason for not providing PAN				
Reason for not providing PAN				
Sub-categorization of shares				
Shareholding (No. of shares) under				
Sub-category (i)	0	0	0	0
Sub-category (ii)	0	0	0	0
Sub-category (iii)	0	0	0	0



A handwritten signature in black ink is written over a circular stamp. The stamp contains the word "AUDIT" in capital letters, with some smaller, less legible text around it.

Any Other (specify)

Serial No.	1	2	3	4	
Category	Trusts	LLP	HUF	Clearing Members	
Category / More than 1 percentage	Category	Category	Category	Category	
Name of the Shareholders (I)					Click here to go back
PAN (II)					Total
No. of the Shareholders (I)	3	35	514	3	555
No. of fully paid up equity shares held (IV)	159	16976	23908	41	41084
No. Of Partly paid-up equity shares held (V)					
No. Of shares underlying Depository Receipts (VI)					
Total nos. shares held (VII) = (IV)+ (V)+ (VI)	159	16976	23908	41	41084
Shareholding as a % of total no. of shares (calculated as per SCRR, 1957) (VIII) As a % of (A+B+C2)	0	0.17	0.24	0	0.41
Number of Voting Rights held in each class of securities (IX)					
Class eg: X	159	16976	23908	41	41084
Class eg: y					
Total	159	16976	23908	41	41084
Total as a % of Total Voting rights	0	0.17	0.24	0	0.41
No. Of Shares Underlying Outstanding convertible securities (X)					
No. of Shares Underlying Outstanding Warrants (Xi)					
No. Of Shares Underlying Outstanding convertible securities and No. Of Warrants (Xi) (a)					
Shareholding , as a % assuming full conversion of convertible securities (as a percentage of diluted share capital) (XI)= (VII)+(X) As a % of (A+B+C2)	0	0.17	0.24	0	0.41
Number of Locked in shares (XII)					



No. (a)					
As a % of total Shares held (b)					
Number of equity shares held in dematerialized form (XIV)	159	16976	23908	41	41084
Reason for not providing PAN					
Reason for not providing PAN					
Sub-categorization of shares					
Shareholding (No. of shares) under					
Sub-category (i)	0	0	0	0	0
Sub-category (ii)	0	0	0	0	0
Sub-category (iii)	0	0	0	0	0

